



ITV Auto-enrolment Plan

Global shares (index tracker)



FUND OBJECTIVE

This fund invests in UK and overseas shares. It is passively managed and aims to track the performance of the MSCI World Adaptive Capped 2x Index.

RISK PROFILE

The value of an investment and income taken from it is not guaranteed and can go down as well as up, you may not get back the amount you originally invested.

The Fund invests in one or more Collective Investment Schemes ("CIS") to achieve its investment objective, including other CIS managed by LGIM as well as CIS which are managed by entities sitting outside the Legal & General Group plc. Information on the CIS(s) in which the Fund invests should be disclosed in your scheme documentation. However, the information provided may be a high level description and should not be relied upon as a full disclosure of the material risks or terms and conditions associated with investing in the underlying CIS. Please refer to your scheme administrator if you would like more detailed information on each of the underlying CIS held within this Fund.

FUND FACTSHEET INFORMATION

This factsheet has been produced to provide you with fund information and is not designed to provide advice on the suitability of an investment for your personal financial situation. It should be read in conjunction with your pension scheme particulars. It is not an offer to buy or sell any investment or shares, if you have any questions regarding its contents, please speak to the Trustees or your Financial Advisor.

This fund is invested wholly or predominantly in units of such other funds identified by the Trustees of the pension scheme and maintained by Legal & General Investment Management. These funds may change from time to time. The Fund Objective and Benchmark have also been determined by the Trustees. This factsheet will be updated quarterly.

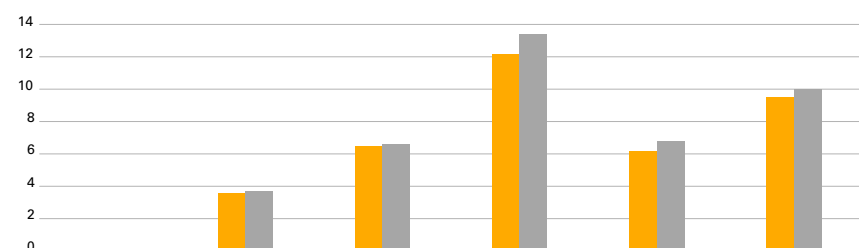
FUND FACTS

Fund size £0.01m	Base currency GBP	Benchmark MSCI World Adaptive Capped 2x Index
Launch date Jan 2013	Domicile United Kingdom	Underlying fund Legal & General MSCI World Adaptive Capped 2x Index Fund

CHARGES

Annual management charge	0.116%
Additional expenses	0.000%
Total expense ratio	0.116%

FUND PERFORMANCE (%)



	3 months	6 months	1 year	3 years	5 years
Fund	3.57	6.48	12.14	6.16	9.51
Benchmark	3.66	6.57	13.37	6.74	9.97
Relative	-0.09	-0.09	-1.23	-0.58	-0.46

12 MONTH PERFORMANCE TO MOST RECENT QUARTER (%)

12 months to 31 December	2024	2023	2022	2021	2020
Fund	12.14	11.25	-4.09	20.34	9.40
Benchmark	13.37	11.49	-3.78	20.46	9.78
Relative	-1.23	-0.24	-0.31	-0.12	-0.38

Performance data source: LGIM. All performance periods over a year will be annualised. Returns are calculated on the basis of daily midday mid-market prices. Fund performance is shown net, which is after the deduction of the management fees applicable to your scheme. Please refer to your scheme literature, or to your scheme administrator for the fee rate that applies to your scheme.

Past performance is not a guide to the future. The value of an investment is not guaranteed and can go down as well as up. Exchange rate variations can cause the value of overseas investments to increase or decrease. You may not get back the amount you originally invested. For overseas markets the figures are sterling adjusted and net of any withholding tax.

An adjustment was made to Net Asset Value (NAV) of the fund in Q2 2024 to remove a proportion of the withholding tax accruals. The majority of these related to dividends in respect of Swiss and Belgian holdings along with certain other European countries where PMC believes there is significant risk to recovery in the near term. As a result of this, the fund may deviate from its benchmark this quarter which may also be observable in longer performance periods spanning this adjustment.

For further information on the underlying fund, click [here](#).



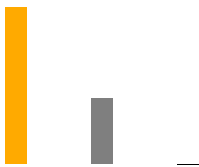
ALLOCATION

All data source LGIM unless otherwise stated. Totals may not sum due to rounding.



SECTOR (%)

Financials	19.7
Industrials	17.0
Information Technology	13.0
Health Care	10.3
Consumer Discretionary	9.9
Consumer Staples	6.9
Materials	5.5
Energy	4.7
Communication Services	4.7
Other	8.4



MARKET CAPITALISATION (%)

Large	70.3
Mid	29.6
Small	0.1













■ Top 10 holdings 2.1%
■ Rest of portfolio 97.9%
No. of holdings in fund 1,405
No. of holdings in index 1,395

TOP 10 HOLDINGS (%)

Rio Tinto	0.2
Broadcom	0.2
Marvell Technology	0.2
Palantir Technologies A	0.2
Tesla	0.2
Boeing Co	0.2
Applovin A	0.2
Roche Holding	0.2
Hermes International SCA	0.2
Apple	0.2

COUNTRY (%)

 United States	57.2
 Japan	9.6
 United Kingdom	5.5
 Canada	5.1
 France	3.8
 Germany	3.2
 Switzerland	2.9
 Australia	2.8
 Sweden	1.7
 Other	8.2

Important information

Copyright © 2025 Legal & General. This document is subject to copyright. Any unauthorised use is strictly prohibited. All rights are reserved.

The views expressed in this fact sheet are those of Legal & General Investment Management who may or may not have acted upon them. This document should not be taken as an invitation to deal in Legal & General investments or any of the stated stock markets.

Legal & General Assurance (Pensions Management) Limited (“PMC”) is a life insurance company and manages this investment using a policy notionally divided into a number of PF sections (“the funds”). Legal & General Investment Management Limited provides investment and marketing services to PMC. Legal & General Assurance (Pensions Management) Limited is authorised by the Prudential Regulation Authority and regulated by the Financial Conduct Authority and the Prudential Regulation Authority. Registered in England and Wales No. 01006112. Registered Office: One Coleman Street, London, EC2R 5AA. Legal & General Investment Management Limited is authorised and regulated by the Financial Conduct Authority. Registered in England and Wales No. 00119272. Registered Office: One Coleman Street, London, EC2R 5AA.

The MSCI index is the exclusive property of MSCI INC. (“MSCI”). MSCI and the MSCI index name is a service mark of MSCI, or its affiliates, and has been licensed for use for certain purposes by Legal & General Investment Management (“LGIM”) and its affiliates. The funds or securities referred to herein are not sponsored, endorsed, or promoted by MSCI, and MSCI bears no liability with respect to any such funds or securities or any index on which such funds or securities are based. The Description of Funds contains a more detailed description of the limited relationship MSCI has with LGIM and any related funds.

Internal Code: 37285/017 Underlying fund code: GPCW